

niveko

CUSTOM BUILT MONOPOOLS



NIVEKO pools,
tailored to
your vision





Resume

About the company	04-05
From our history	06-07
Pool types	08-23
Special designs	24-25
Pool shape	26-27
Stairs	28-29
Built-in parts	30-31
Design	32-33
Stone types	34-35
Slats cover	36-37
Filtration technology	38-39
Technology shafts, boards and buffer tanks	40-43
nPool control	44-45
Contacts	46-47

About the company

20 years of experience, 70 qualified employees, more than 450 swimming pools newly built every year. Since it was first established NIVEKO has become trusted and popular with customers from all over Europe. By systematically following trends and using the very latest technology NIVEKO has become the synonymum for quality pools without compromise.





Our company's good reputation is our commitment and motivates us to ensure that our pools are always perfect and meet all the requirements for quality, design, as well as the expectations and needs of the pool owner. Besides our own research, we are also involved in innovating pool technology at the international level, through our membership in the prestigious associations Svenska Badbranschen and BSW.



From our history

1995

We are among the very first companies to manufacture pools by the thermoplastic welding technology.

2003

We extend our activities to Western Europe, gaining confidence of customers on 15 European markets.

2005

We are among the first to apply computational methods to design and development of new structures from thermoplastics.

2008

We lay down a new standard of the overflow pool thanks to the combination of natural materials, such as stone and/or wood.

2013

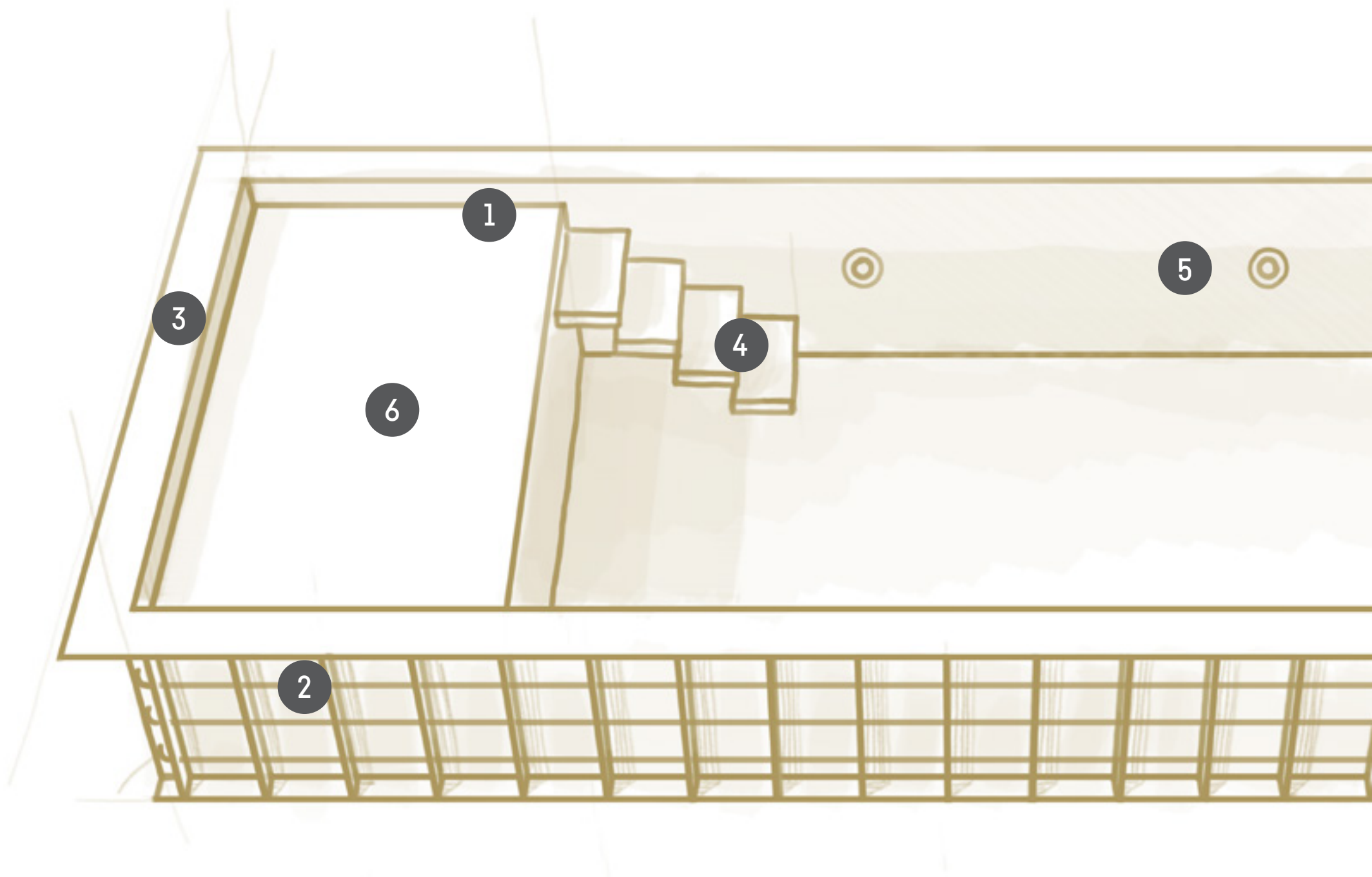
NIVEKO pool is awarded with a prize for the best pool of the year from the Belgian Pool Association.

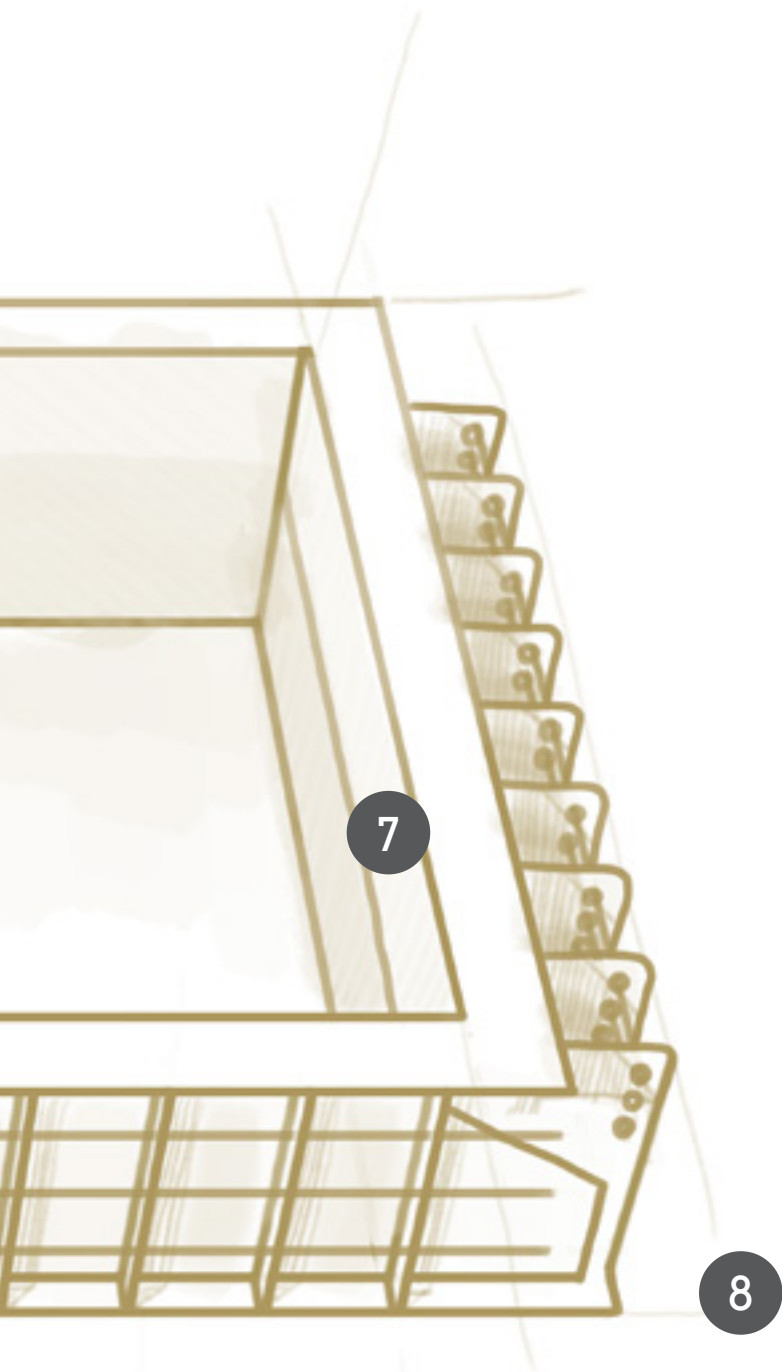
2016

In the UK Pool & Spa Awards the prestigious English magazine Swimming Pool Scene awards us with first place in the one-piece outdoor pool category and second place in the outdoor pool category. We are also declared as International Team of the Year.



Custom built monopolies





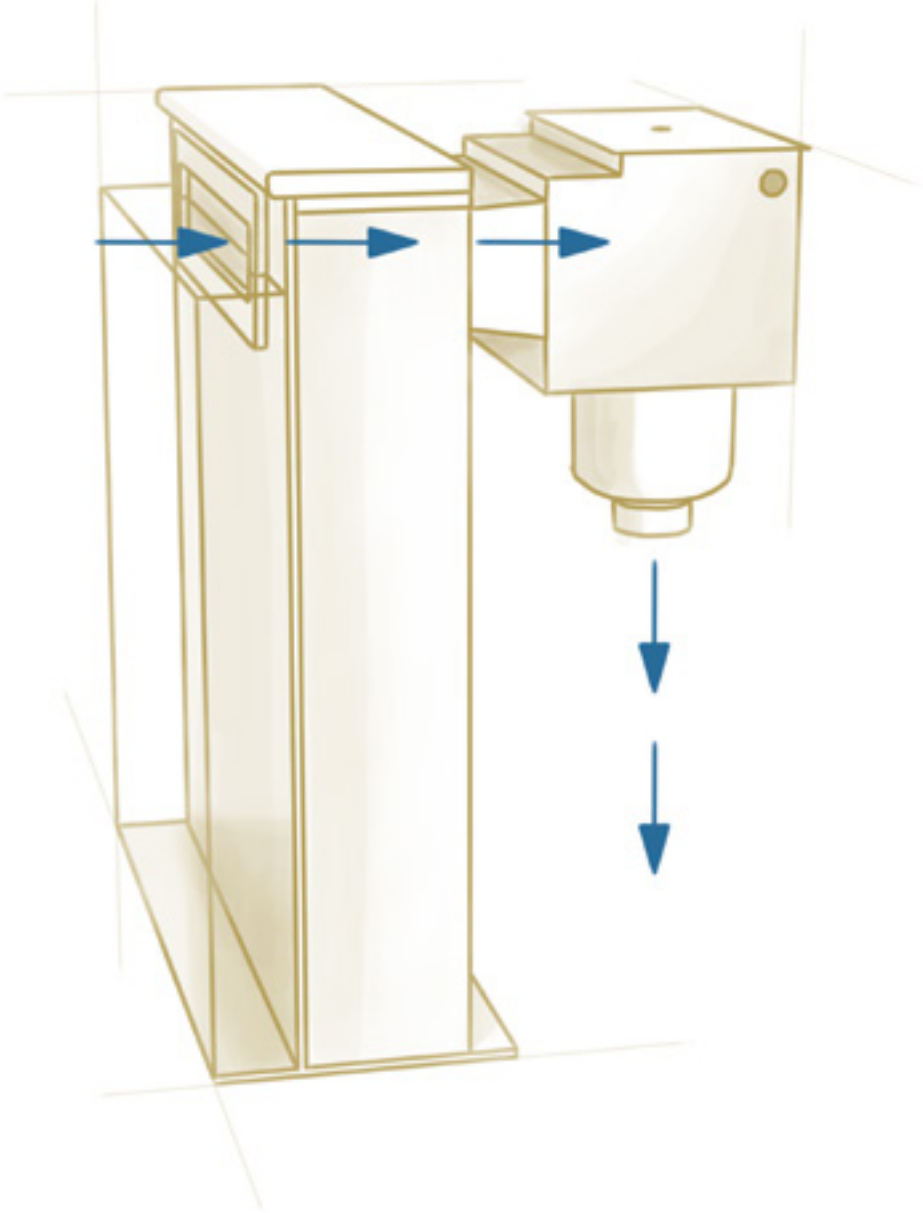
NIVEKO pools combine the main advantages of traditional concrete pools and one piece pools, i.e. variability of shape, size, design, quick installation and the delivery of pools as a single unit.

1. Pool types	8-23
2. Special designs	24-25
3. Pool shape	26-27
4. Stairs	28-29
5. Built-in parts	30-31
6. Design	32-33
7. Slats cover	36-37
8. Filtration technology	38-39

Skimmer Top Level

An elegant skimmer pool solution with increased water level reaching almost to the pool edge. The slim skimmer type can be selected in the basic plastic variant or in the stainless-steel variant providing the touch of exclusiveness.

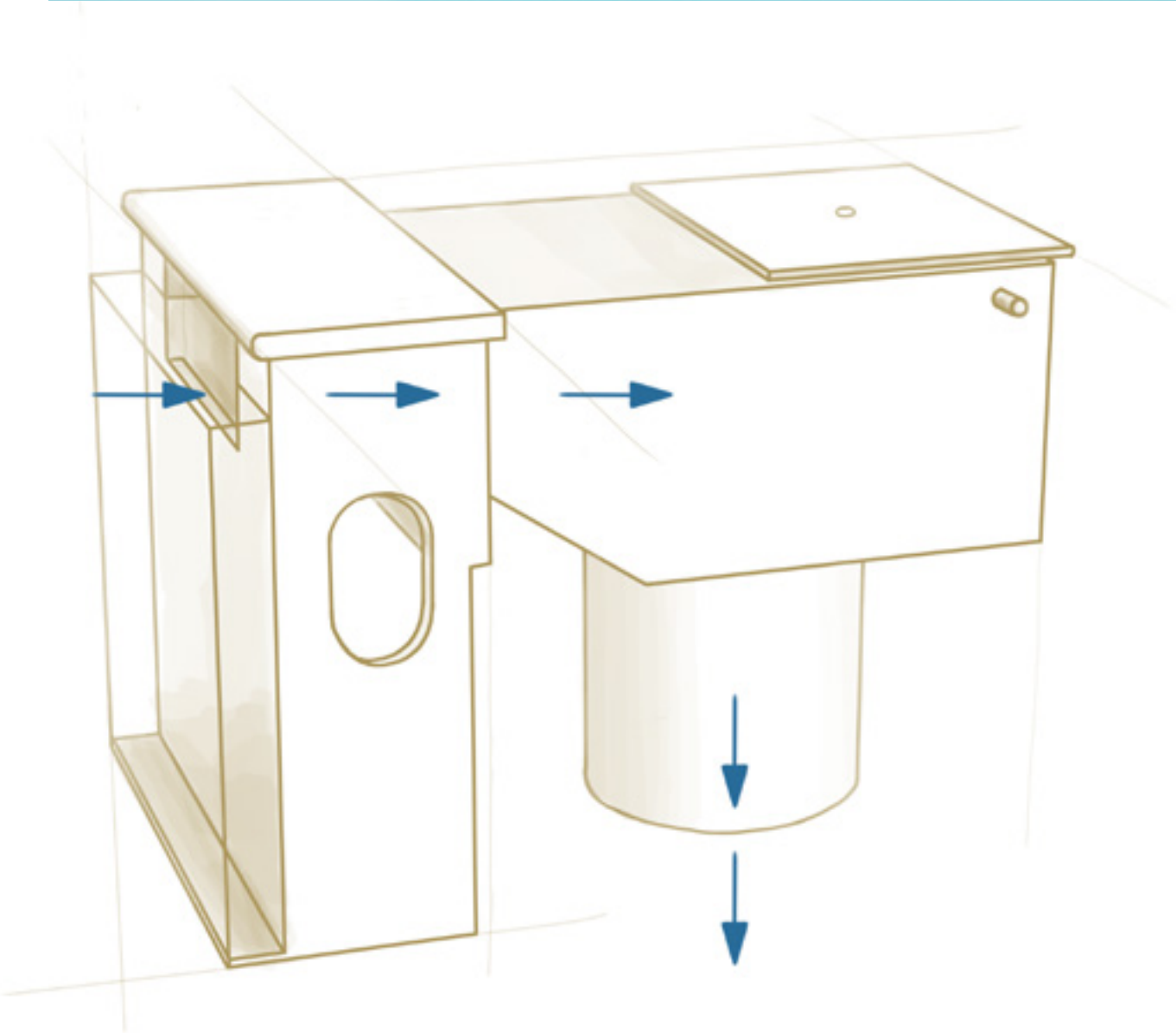




Skimmer Invisible

Thanks to the unique solution of the skimmer installation, developed by us, there has been created a minimalist transition between the pool wall and the water runoff while maintaining the maximum water level. The skimmer is installed in the rear part of the pool.

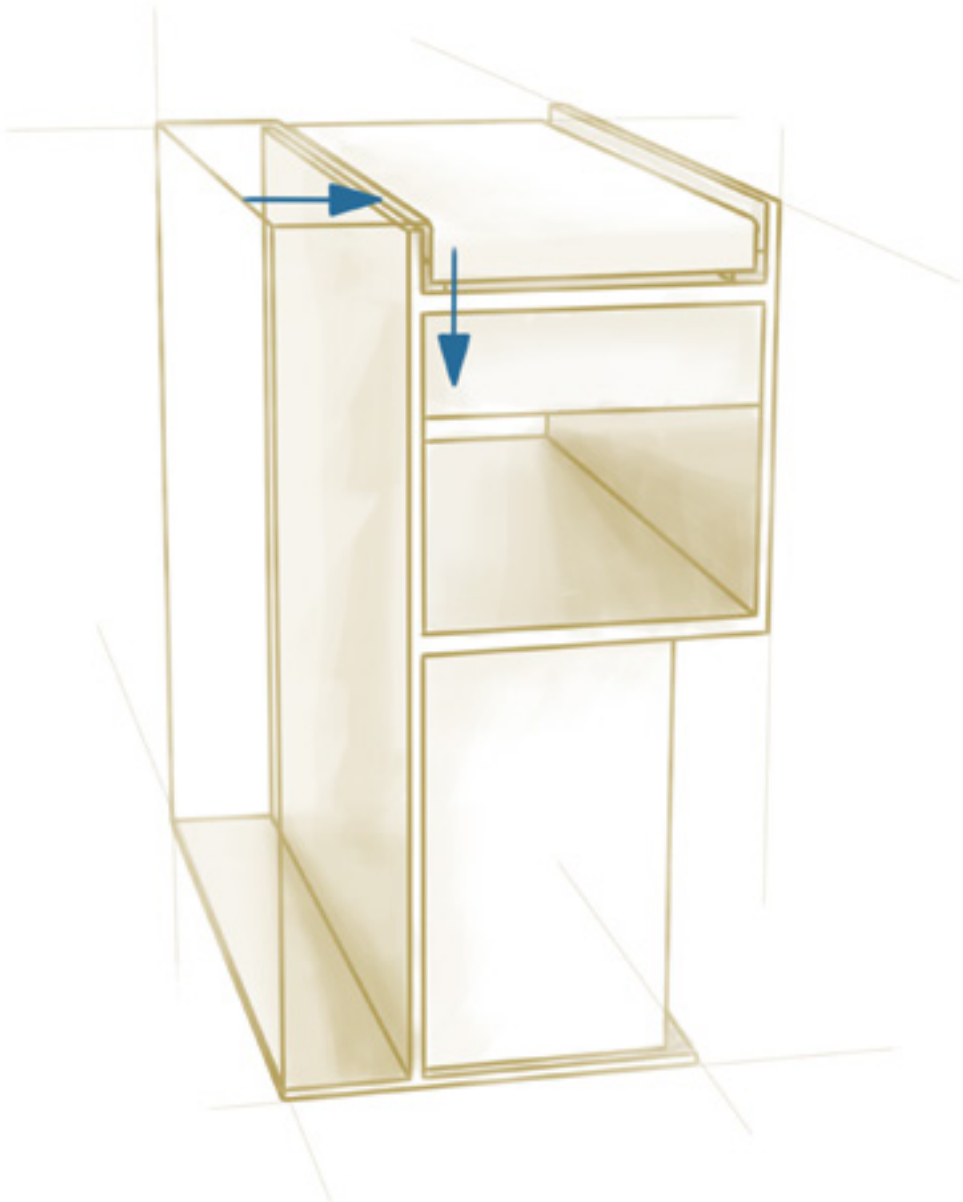




Overflow Multi

The most widespread design of an overflow pool. We offer the variants with PVC grid in many colour versions or with inserted stones from natural granite or Greek stones.





Select
modification:

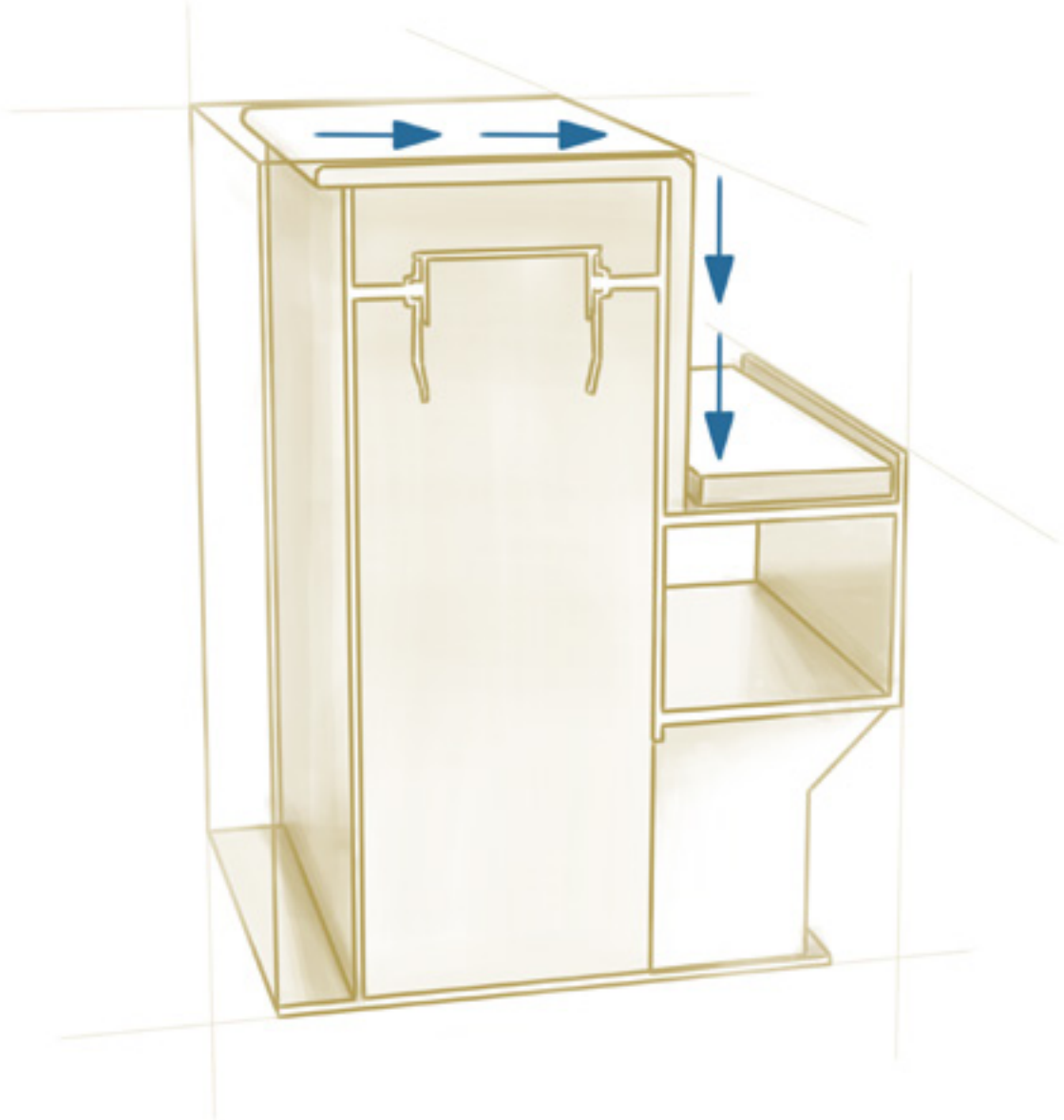


More on page 24-25

Overflow Infinity

The Infinity overflow pool is primarily suitable for environments with variable-height terrain, where the water flows over the pool edge on one side, thus producing the impression of an infinite view of the surrounding countryside.

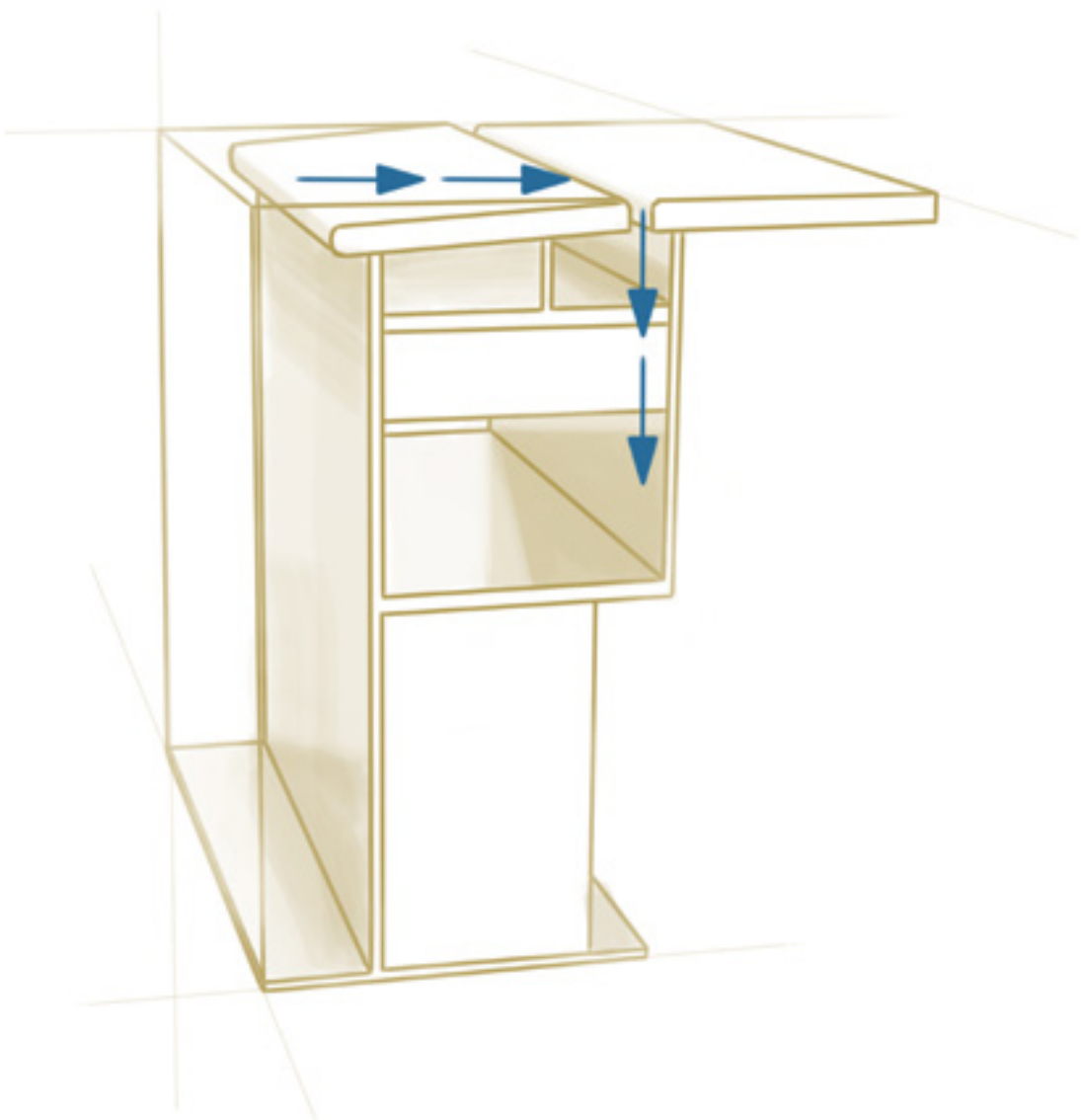




Overflow Advance

The Advance type is an overflow pool combined with glued stones from natural granite. The design solution in which the inner stone is located under the water level, in which the clear line of the pool shape is accentuated.





Select
modification:

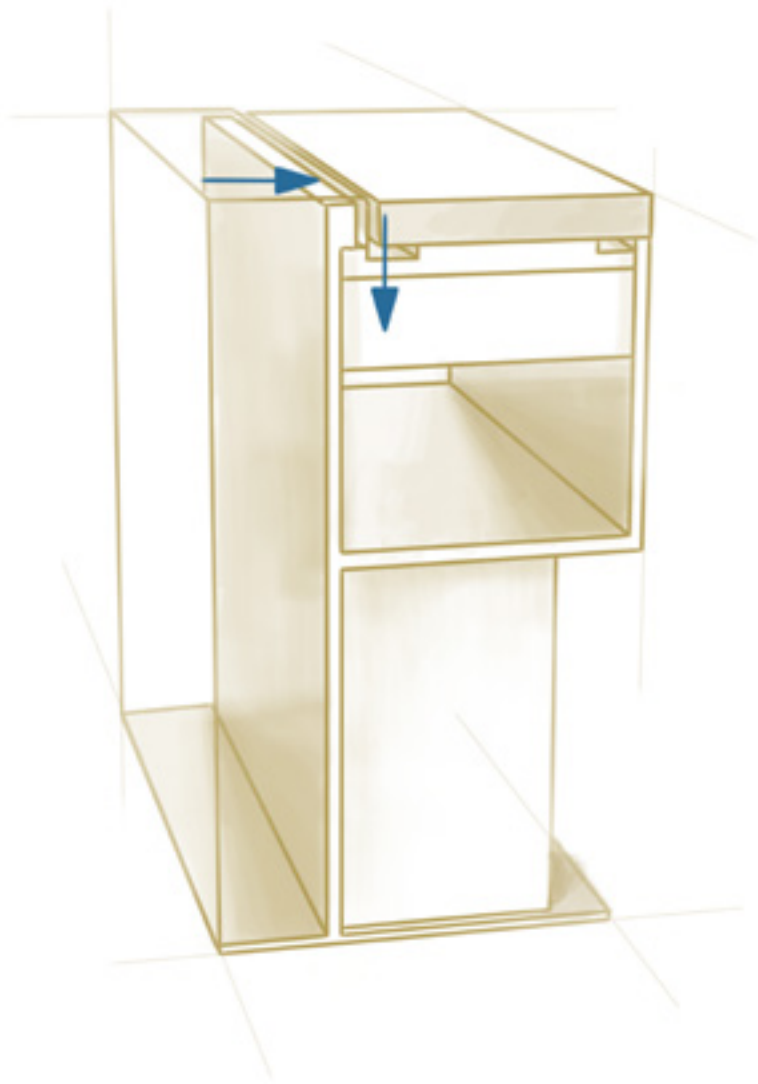



More on page 24-25

Overflow Evolution

The design solution of the Evolution overflow pool, producing the impression of an undisturbed area between the water level and the pool surroundings. The unique solution is emphasized by the minimalist design of the pool edge.





Select
modification:

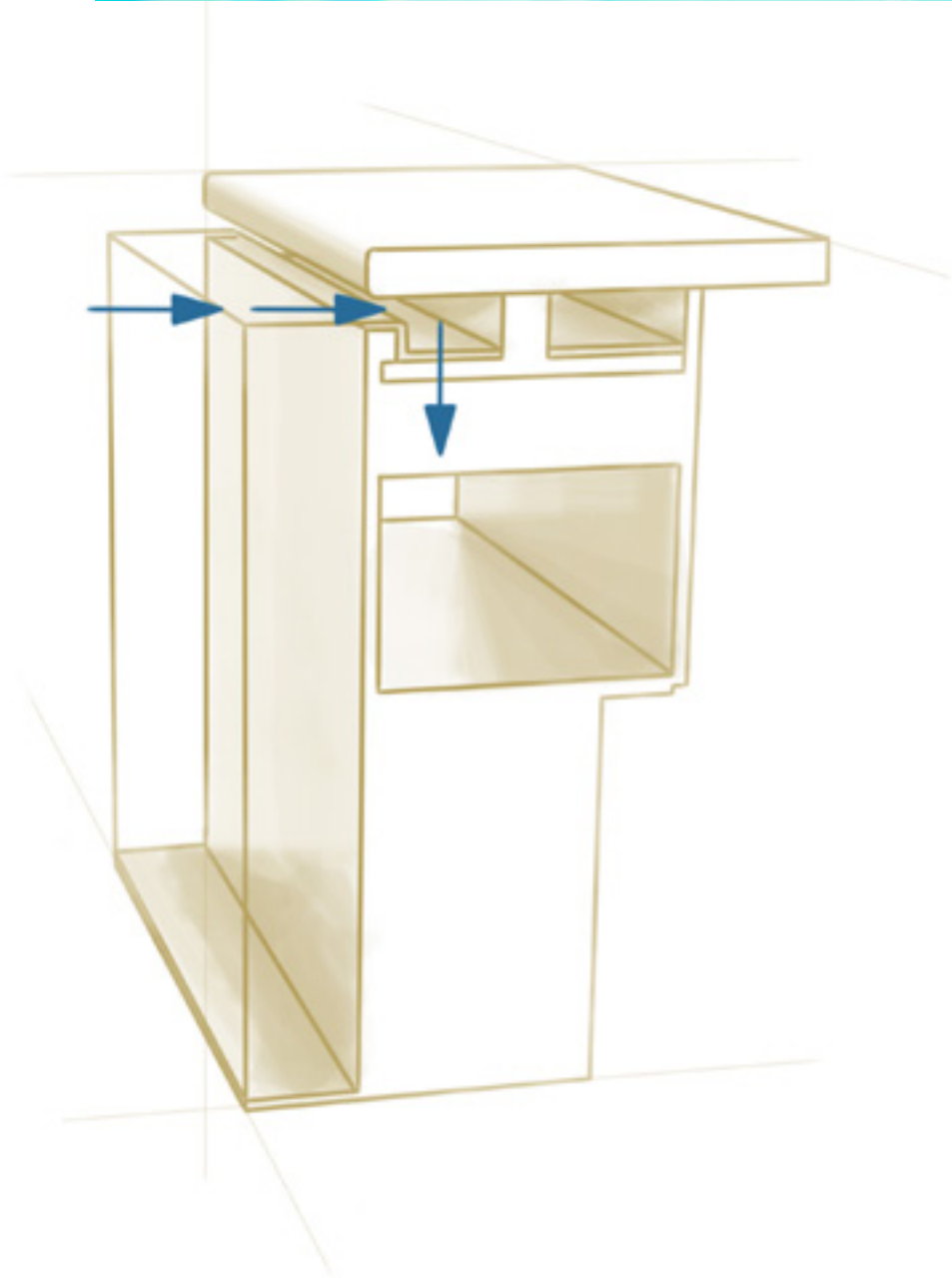


More on page 24-25

Overflow Underflow

A highly individual solution of the overflow pool, where the water flows out under the floor, in which way any edge or surface terminations of the overflow through are totally eliminated.





Select
modification:



More on page 24-25

Special designs

Special alternative design solutions can be chosen for selected pool types. The unique design of the Whisper, a so-called silent overflow trough, is ideal for private pools, the self-standing version for interior pools, and the option to have a pool installed on site in atypical locations or where the process is rendered more difficult by the architecture at the site.





Whisper variant

The Whisper variant offers a unique technical solution for the overflow trough, which is designed like no other. This solution is particularly suitable for places where the sound of overflowing water is undesirable.

This variant is available for the **Multi**, **Advance**, **Evolution** and **Underflow** pools.



Self-standing variant

The overflow type Multi is also available as a self-standing version. This is a unique technical solution where the pool is installed on a concrete base, and connected to the surrounding area by nothing more than a concrete rim around the upper edge of the pool. This makes it easy to check the outer casing and all utilities. The combination of a self-standing pool, insulation and design to suit the customer's needs makes this type particularly suitable for interior pools.



Pools installed on site


For atypically shaped or sized pools, places with limited access or where an one piece pool would be difficult to handle, in these specific cases we can perform the final pool installation work directly on site.

During the manufacturing process the individual pool parts and built-in parts are prepared and tested before the installation at the customer's site, work which is performed by a professional team of fitters.

This innovative way of installing a custom built pool is suitable for public or architecturally challenging projects.

Pool shape

NIVEKO pools are not limited in terms of shape, we produce them precisely according to your needs and expectations.





Stairs

We offer a wide variety of stairs for comfortable and safe access to your pool.




Stairs

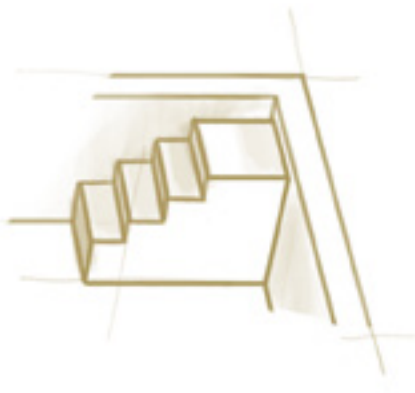
Stairs MODERN



Stairs internal corner, round



Stairs MODERN with a beach



Stairs along the whole pool width



Stairs internal corner, square




Stairs outer, square



Stairs Apollo



Stairs Milano



Built-in parts

Built-in parts of the pool (jets, bottom suction, vacuum nozzle, skimmers, lights, counter current) are classified according to the materials used and whether they can be built into the pool. The design of underwater lights ranges from a halogen version through to a high-quality LED version.



BEHNCKE
GmbH

fluvo
innovative schwimmbadtechnik

SPECK X
pumpen

BINDER

ASTRALPOOL 

Skimmers

Stainless steel Behncke slim



PVC Astral slim



Jets

Stainless steel
Behncke cubic



Stainless steel
Behncke round



PVC Astral



Lights

Stainless steel
Behncke LED EVA cubic



Stainless steel
Behncke LED EVA round



PVC Astral LED



PVC Astral halogen




Design

Design features developed in co-operation with our partners, tastefully and stylishly adding the finishing touch to your pool. These are the unique NIVEKO solutions.



Beach MILANO for lounge Cloe



Different colour variations of the Apollo stairs

Stones for stairs



Lounge Cloe



Stone types

We make our pools by using of special materials, such as artificial stone (made from natural minerals pressed into slabs with an admixture of quality resin), natural stone, with the option to have a non-slip finish on the step treads, or Greek stone for the overflow trough, the unique design of which highlights the transition between the pool wall and the surroundings.



Natural stone

Highly durable natural stone - granite with an anti-slip modification, thickness 20 or 30 mm. Our priorities when selecting a specific type of stone are its long lifetime, suitability for use in pool water and design.


Grey



White



Black




Greek stone

Specially modified two-layer stone suitable for all weather conditions. The basic top layer consists of natural stone with a special anti-slip surface, while the bottom part is reinforced with a strengthening layer of granite.


Sand



White



Black



Artificial stone

Artificial stone for Apollo stairs. Made from natural minerals pressed into a tabular plate with ingredient of high-quality resin.

Artificial stone



Colour sample books

Colour availability of stones according to the current sample book

Colour availability of artificial stones according to the current sample book

Slats cover

A slats cover protects your pool and also insulates it, cutting running costs. Its natural and decent appearance does not impair the aesthetic appeal of your pool and blends in naturally with the surroundings.

niveko
Covers

**ROLLO
SOLAR**
DESIGN · POOL · COVER

Colour availability of slats cover
according to the current sample book.



Roldeck pit



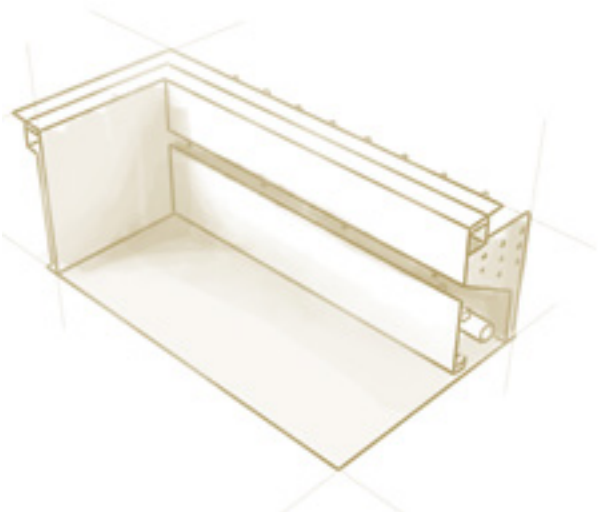
Seat bench as cover for slats



Solutions for slats cover

Roldeck pit

Elegant solution for housing the slat cover in a recess in the pool wall



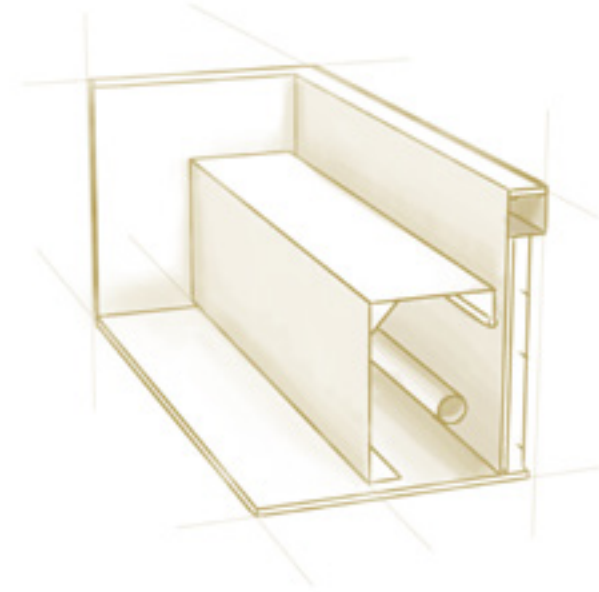
Roldeck bench beach, with special construction

Roldeck bench beach with removable top cover for easier access to slat cover shaft



Seat bench as cover for slats

Constructional solution for placing the slat cover in the pool ground plan



Filtration technology

Technological filtration sets

Technological filtration sets come in two basic series – for skimmer pools and overflow pools. Unlike skimmer sets, filtration sets for overflow pools contain equipment for measuring the water level in the buffer tank by using five sensors.

Both series of filtration sets are available in two options. The basic option is where the filter is washed manually using a six-way valve. The more sophisticated option, where the filter is washed automatically, contains a BESGO valve, which is controlled by a PLC unit. This enables filter washing rules to be set and the system to run automatically.

Preferred suppliers

Filtration tanks



Chemical dosing



Level sensors



Filtration pumps





Technology shafts, boards and buffer tanks

Pool filtration technology can be installed in a technology shaft, on a technology board or customised in a technology room. The choice of the type and installation method depends on the customer's requirements and the options available in the space in question.

Technology shaft

The technology shaft is installed next to the pool in the ground. The shaft is made from highly durable Polystone® material. The structure, including all PVC pipelines, is designed on the basis of static calculations and is then tested for its watertightness. A trained technician installs the appropriate pool technology so it is ready to use. A Combi shaft can be used for pools with an overflow trough, i.e. a combination of a technological space and buffer tank.

Technical specifications

Technology shaft


Width 200 cm x length 150 cm
x height 160 cm to be concreted

Combi technology shaft

Width 270 cm x length 200 cm
x height 160 cm, buffer tank volume
2.4 m³ to be concreted



Technology shaft



Combi technology shaft


Technology board

The technology board is placed and installed in a suitable place [house, cellar, pool house] and connected to the pool. The option includes 2 dimensional lines that keep in mind easy handling and they take up a minimum of space inside.

Technical specifications

Height 180 cm x length 170 cm x width 78 cm

Height 180 cm x length 300 cm x width 95 cm



Technology board

Buffer tanks

Buffer tanks are for pools with an overflow trough and our standard range includes round or rectangular tanks. Tanks can also be fitted with insulation upon request and are offered to be concreted or in freestanding option. There are various types of covers available, either with or without thermal insulation.

Technical specifications

Buffer tank, ROUND 2 m³, 3 m³, 4 m³

Buffer tank, RECTANGLE 4 m³, 6 m³

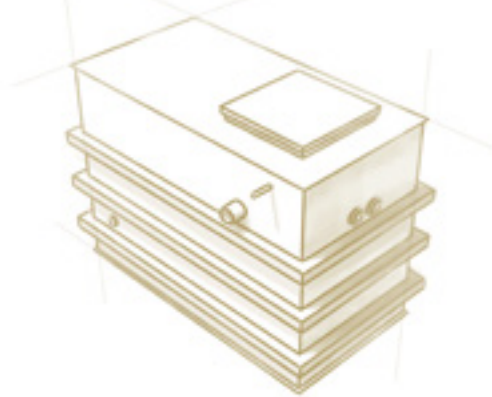
Buffer tank, RECTANGLE - freestanding 2 m³, 3 m³, 4 m³ without the need for concreting



Buffer tank, ROUND



Buffer tank, RECTANGLE



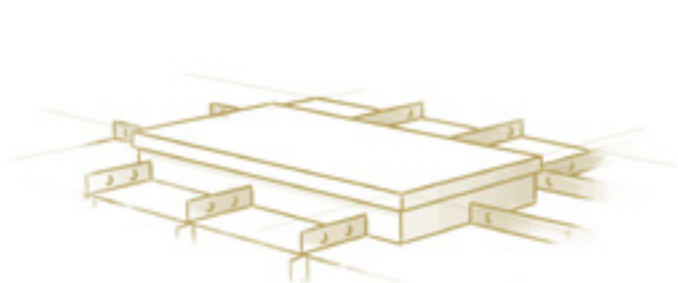
Buffer tank, RECTANGLE - freestanding

Cover options for technology shafts and buffer tanks

Plastic cover – above ground level

Cover to concrete from stainless steel with gas pressure springs - at ground level


Cover to concrete from aluminium or stainless steel - at ground level



Plastic cover



Cover to concrete from stainless steel
with gas pressure springs



Cover to concrete from
aluminium or stainless steel



Individually assembled technology

Individually assembled technology in the technology room is the most demanding method of installing pool technology, which is clearly adapted to the requirements for space.



nPool control

Modern technologies have become a common part of our lives and should make things around us as simple and convenient as possible. Intelligent control of the nPool control pool was developed by our company for NIVEKO pools. The nPool control will enable you to spend trouble-free moments full of comfort, relaxation and amusement at your pool. The nPool control aims to provide maximum comfort of the pool control and reduce demands on maintenance as well as detailed knowledge of the extensive pool system.

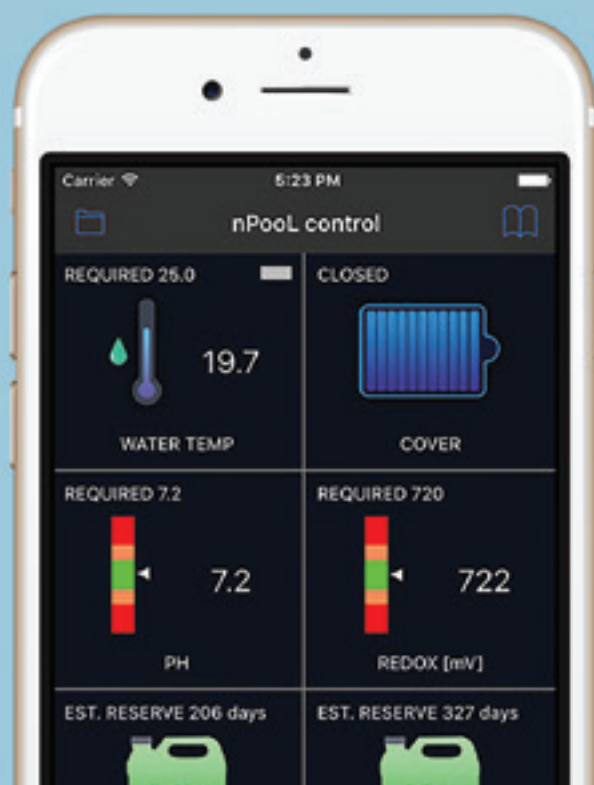



Controls all standard functions of your pool

Fully programmable system enabling connection and control of most of the pool technology components which are available today

Online overview of the pool condition

Control via a tablet or phone by means of the Apple and Android application





Guards your pool

Safe pool control, crucial functions
are secured by a PIN code

Limitation of operation of attractions

Automatic information if a problem
occurs



Many more functions

The nPoolL control system is also
able to control equipment around
your pool, such as external terrace
lighting and gridiron, and thus make
their use even more pleasant for you.



Gets you closer to your swimming pool partner

Your pool supplier will have a better
overview of its condition and will
take care of its regular maintenance
or service

If you are absent, it is able to control
the system from its office directly
according to your demand and wish


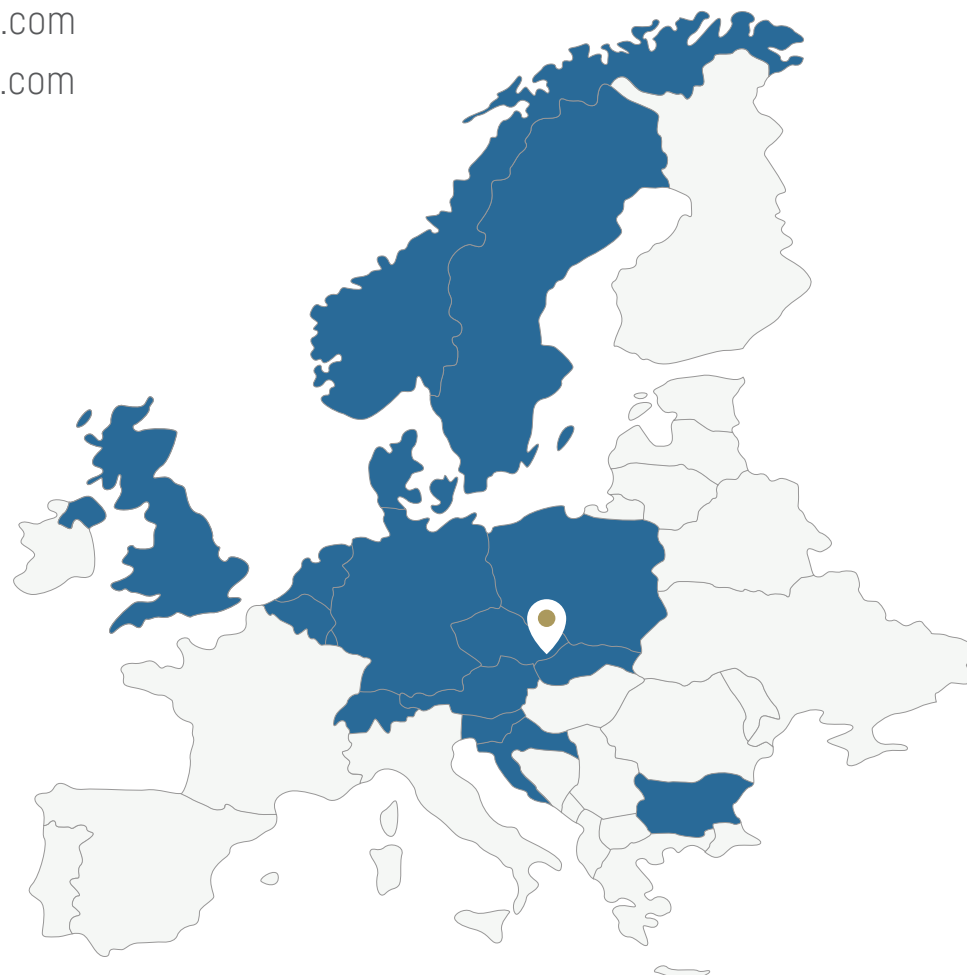
Thus you can easily pass all respon-
sibility and care for your pool on so-
meone else...

Contacts

NIVEKO s.r.o.

U Dvora 219
687 51 Nivnice
Czech Republic

info@niveko-pools.com
www.niveko-pools.com








niveko
plus



Design, detail and uncompromising NIVEKO quality

These are the main motives which have inspired and led us during the development of the NIVEKO Plus concept. More than 20-years of experience in manufacturing pools enabled us to view their design from a different perspective - we wanted to offer you not only a quality and functional pool, but also a product of unique design and structure, tuned to the smallest detail, which would be a unique and unmistakable architectural element of your home in every aspect...





Why NIVEKO Plus?


...we have designed new parts and components, had them manufactured at the best suppliers, TAILORED to the new concept, tuned and incorporated them in the pool body in the technologically most advanced manner, considering every individual detail and its perfect workmanship – this is how the UNIQUE NIVEKO Plus CONCEPT was created!





Focused on details

The unique architectural appearance of the pool are designed to achieve a clean, smooth lines of the pool walls. The concept NIVEKO Plus is distinguished by an original elegance, a precise processing with putting emphasis on the smallest detail. All NIVEKO Plus built-in parts are embedded in the pool body.





Made for you



niveko
plus